

GENERAL NOTES :

1. CONCRETE SHALL HAVE 3,000 PSI COMPRESSIVE STRENGTH AT 28 DAYS, UNLESS OTHERWISE NOTED (U.O.W.).
2. ALL REINFORCING STEEL SHALL BE DEFORMED BARS, AND SHALL HAVE A MINIMUM YIELD STRENGTH OF 60,000 PSI GRADE 60, AND MEET ASTM A-36 SPECS.
3. ALL STRUCTURAL STEEL SHALL HAVE A MINIMUM YIELD STRENGTH OF 36,000 PSI, AND MEET ASTM A-36 SPECS.
4. ALL DETAILING, FABRICATION AND PLACING OF REINFORCING BARS MUST FOLLOW THE ACI "MANUAL OF STANDARD PRACTICE FOR DETAILING REINFORCED CONCRETE STRUCTURES", U.O.N.
5. CONTRACTOR SHALL VERIFY ALL DIMENSIONS AND CONDITIONS AT JOB SITE BEFORE STARTING WORK. DISCREPANCIES SHALL BE BROUGHT TO THE ATTENTION OF THE ARCHITECT/ENGINEER BEFORE PROCEEDING WITH THE WORK.
6. STRUCTURAL DRAWINGS SHALL COORDINATED TOGETHER WITH ARCHITECTURAL, A/C, ELECTRICAL AND MECHANICAL DWGS., TO LOCATE OPENINGS, DRAINS, SLEEVES, SLOPES, DEPRESSIONED SLABS, BOLTS, CURBS, ETC.
7. ALL CONCRETE WORK SHALL BE IN ACCORDANCE WITH ACI-301 "SPECIFICATIONS FOR STRUCTURAL CONCRETE FOR BUILDINGS"
8. REMOVAL OF FORMWORK SHALL BE IN ACCORDANCE WITH ACI-347 "RECOMMENDED PRACTICE FOR CONCRETE FORMWORK."
9. CONTRACTOR SHALL SUBMIT SHOP DRAWINGS FOR ARCHITECT/ENGINEER'S APPROVAL.
10. DO NOT SCALE DRAWINGS, DIMENSIONS GOVERN.
11. REBARS SHOWN ON SECTIONS ARE FOR PLACEMENT DETAIL ONLY. SIZE AND AMOUNT OF REBARS ARE AS PER SCHEDULES.
12. CONTRACTOR SHALL OBTAIN LATEST SET OF DRAWINGS, INCLUDING ANY REVISIONS, BEFORE STARTING CONSTRUCTION.
13. DO NOT SUBSTITUTE MATERIALS, EQUIPMENT, OR METHODS OF CONSTRUCTION UNLESS SUCH SUBSTITUTIONS OR CHANGES HAVE BEEN APPROVED IN WRITING BY THE OWNER / ARCHITECT / ENGINEER.
14. THIS OFFICE DOES NOT ACCEPT ANY RESPONSIBILITY FOR THE INTERPRETATION OF THESE PLANS BY OTHERS, UNLESS REQUESTED IN WRITING, AND IT IS GIVEN THE AUTHORITY TO CHECK AND APPROVE SHOP DRAWINGS, AND TO VERIFY THE ACTUAL PLACING OF REBARS IN THE FIELD
15. ALL CONSTRUCTION SHALL MEET THE REQUIREMENTS OF LOCAL ORDINANCES AND THE "FLORIDA BUILDING CODE", CURRENT EDITION.
16. WINDOW MANUFACTURER TO VERIFY ALL WINDOW OPENINGS AT FIELD PRIOR TO WINDOW PLACEMENT.
17. NO Tie BEAMS SHALL BE FORMED / POURED PRIOR TO TRUSS SHOP DRAWINGS APPROVAL.
18. ARCHITECT / ENGINEER'S VISITS AT THE SITE DURING CONSTRUCTION SHALL BE SCHEDULED WITH CONTRACTOR BEFORE COMMENCING OF WORK AND DURING CONSTRUCTION SHALL BE COORDINATED WITHIN 24 HOURS IN ADVANCE PRIOR TO INSPECTION.
19. THE CONTRACTOR IS FULLY RESPONSIBLE FOR ANY ITEMS PURCHASED BY THE OWNER AND GIVEN TO THE CONTRACTOR FOR INSTALLATION.
20. THE CONTRACTOR SHALL NOT PROCEED WITH ANY ADDITIONAL SERVICES OR EXTRA WORK WITHOUT PRIOR NOTIFICATION TO THE OWNER FOLLOWED BY A CHANGE ORDER.
21. THE CONTRACTOR SHALL MAKE REQUIRED ARRANGEMENTS, SECURE AND PAY FOR ALL SANITARY FACILITIES, BARRICADES, ENCLOSURES, AND FENCING AS NEEDED FOR AND DURING THE PROGRESS OF CONSTRUCTION. CONTRACTOR SHALL PROTECT ADJACENT PROPERTIES.
22. THE ARCHITECT / INTERIOR DESIGNER / OWNER HAS THE RIGHT TO REFUSE ANY MATERIAL AND WORKMANSHIP THAT DOES NOT MEET HIGHEST QUALITY STANDARDS OF THE VARIOUS TRADES INVOLVED.
23. THE CONTRACTOR SHALL MAINTAIN AN ACCURATE RECORD OF CHANGE ORDERS AND VARIATIONS THROUGHOUT THE PROGRESS OF THE WORK. USE ONE SET OF DOCUMENTS EXCLUSIVELY FOR THIS JOB.
24. THE CONTRACTOR SHALL DELIVER THE ANNOTATED JOB RECORD SET TO THE OWNER UPON COMPLETION OF THE WORK AS A CONDITION OF ACCEPTANCE.
25. CLEANING AND DEBRIS REMOVAL. THE OWNER SHALL RECIEVE THE PROPERTY FREE FROM DUST. ALL GLASS SURFACES SHALL BE CLEAN AND DEBRIS SHALL BE REMOVED FROM THE SITE. THE CONTRACTOR SHALL MAINTAIN THE FLOOR CLEAN DURING CONSTRUCTION PROGRESS. LEFTOVERS FORM MEALS CONSUMED ON PREMISES SHALL BE DEPOSITED IN SEALED CONTAINERS. THE CONTRACTOR SHALL CLEAN SITE ONCE PER WEEK TO THE OWNERS SATISFACTION.
26. THE CONTRACTOR IS SOLELY RESPONSIBLE FOR MEANS AND METHODS OF CONSTRUCTION, AND FOR THE SEQUENCES AND PROCEDURES TO BE USED.
27. FOR BURGLARY INTRUSION NOTES REFER TO "METROPOLITAN DADE COUNTY CODE", SECTION 8C/18.
28. THE ARCHITECTURAL AND STRUCTURAL DRAWINGS SHALL GOVERN THE LOCATIONS OF THE INSTALLATIONS OF THE MECHANICAL AND ELECTRICAL SYSTEM. CONTRACTOR MUST INFORM THE ARCHITECT BEFORE FORMING ANY CONCRETE BEAM IF INTERFERING WITH A/C DUCT OR PLUMBING FIXTURES EXACT LOCATION. ANY DEVIATION FROM THE MECHANICAL / ELECTRICAL PLANS TO ACCOMMODATE THE ABOVE CONDITIONS SHALL BE MADE WITHOUT ADDITIONAL COST TO THE OWNER.
29. THE CONTRACTOR SHALL PRODUCE, BY MEANS OF SHOP DRAWINGS, ALL ADDITIONAL DETAILS WHICH ARE INFERRABLE FROM THESE PLANS AND WHICH ARE NECESSARY FOR THE EXECUTION AND COMPLETION OF THE WORK. ALL SHOP DRAWINGS ARE TO BE APPROVED BY THE ARCHITECT BEFORE THE WORK COMMENCES.
30. THE CONTRACTOR MUST FURNISH ALL LABOR, TOOLS, MATERIALS AND EQUIPMENT NECESSARY TO EXECUTE THE CONSTRUCTION OF THIS JOB.
31. UPON ACCEPTANCE AS SUBSTANTIALLY COMPLETE, THE ARCHITECT SHALL ISSUE THE CONTRACTOR A "PUNCHLIST", INDICATING THE OBSERVED DEFICIENCIES IN THE WORK. THE CONTRACTOR SHALL MAKE SUCH CORRECTIONS AND ACHIEVE FINAL COMPLETION WITHIN 14 CALENDAR WORKING DAYS.
32. CONTRACTOR TO VERIFY THAT THERE ARE NO PERTINENT FEATURES ON THE ADJACENT PROPERTIES AND ACROSS THE ADJACENT STREET THAT MAY AFFECT THE ONSITE SEWAGE TREATMENT AND DISPOSAL SYSTEM INSTALLATION.

SECURITY AND FORCED ENTRY PREVENTION

1. PROVIDE INTRUSION AND BURGLARY SECURITY DEVICES
2. ALL LOCKS ON EXTERIOR DOORS SHALL BE CAPABLE OF RESISTING A FORCE OF 300 LB. APPLIED IN ANY MOVEABLE DIRECTION AND IN ACCORDANCE WITH RESISTANCE STANDARDS.
3. ALL SINGLE EXTERIOR SWING DOORS SHALL HAVE A LOCK TO BE KEY OPERATED FROM THE EXTERIOR WITH A MINIMUM OF 6000 POSSIBLE KEY CHANGES OR LOCKING AUXILIARY SINGLE DEAD BOLT WITH HARDENED BOLT INSERTS.
4. THE ACTIVE LEAF OF PAIRS OF EXTERIOR SWING DOORS SHALL HAVE SAME LOCKS AS REQUIRED FOR SINGLE EXTERIOR SWING DOORS. THE INACTIVE LEAF SHALL HAVE MULTIPLE POINTS OF LOCKS WITH 5/8" MIN. THROW BOLTS WITH INSERTS.
5. JAMBS OF ALL EXTERIOR OFFSET TYPE IN SWING DOORS SHALL BE RABBETTED OR OF SIMILAR FABRICATION TO PREVENT DEFEATING THE PURPOSE OF THE STRIKE AND THE INTEGRITY OF THE LOCKS AND LATCHES.
6. HINGES ON EXTERIOR OUT SWINGING DOORS SHALL HAVE NON REMOVEABLE PINS AND NON-EXPOSED SCREWS.
7. GLASS AND EXTERIOR DOORS SHALL COMPLY WITH THE AMERICAN NATIONAL STANDARDS INSTITUTE'S STANDARD 297.1.
8. VISION PANEL EXTERIOR DOORS OTHER THAN GLAZING WITHIN 40 OF THE INSIDE LOCKING ACTIVATING DEVICE OF LOOSE AND SWING DOORS SHALL COMPLY WITH THE AMERICAN NATIONAL STANDARD INSTITUTE'S STANDARD 297.1.
9. WINDOWS SHALL BE INSTALLED AND CONSTRUCTED SO THAT NO PANEL CAN BE LIFTED FROM THE TRACKS WHEN IN THE LOCKED POSITION AND SO AS TO COMPLY WITH THE ARCHITECTURAL ALUMINUM MAGS ASSOCIATION STANDARDS FOR FORCE ENTRY RESISTANCE , AAMA 13033 PROVIDE LOCKS EXTERIOR WINDOWS SHALL BE LOCKED WITH DEVICE CAPABLE OF WITHSTANDING A FORCE OF 150 LB. APPLIED IN AN OPERABLE DIRECTION.
10. FRONT MAIN ENTRANCE DOORS SHALL BE PROVIDED WITH A DOOR SCOPE OR VISION PANELS.

DOOR NOTES:
COMPONENTS OF MEANS OF ESCAPE

- A. NO DOOR IN THE PATH OF MEANS OF ESCAPE SHALL BE LESS THAN 28" WIDE EXCEPT THAT BATHROOM DOORS MAY BE 24" WIDE UNLESS A LARGER DOOR OPENING IS REQUIRED TO SATISFY REQUIREMENTS OF THE FLORIDA BUILDING CODE.
- B. EVERY CLOSET DOOR LATCH SHALL BE SUCH THAT CHILDREN CAN OPEN THE DOOR FROM INSIDE THE CLOSET.
- C. EVERY BATHROOM DOOR LOCK SHALL BE DESIGNED TO ALLOW THE OPENING OF THE LOCKED DOOR FROM THE OUTSIDE IN AN EMERGENCY.
- D. DOORS MAY BE SWINGING OR SLIDING AND ARE EXEMPT FROM THE REQUIREMENTS OF THE FLORIDA BUILDING CODE.
- E. NO DOOR IN ANY MEANS OF ESCAPE SHALL BE LOCKED AGAINST EGRESS WHEN THE BUILDING IS OCCUPIED. ALL LOCKING DEVICES WHICH IMPEDE OR PROHIBIT EGRESS OR WHICH CANNOT BE EASILY DISENGAGED SHALL BE PROHIBITED.

FIRESTOPPING NOTE

AS PER F.B.C. R4409.7.2, FIRESTOPPING SHALL BE INSTALLED IN WOOD FRAME CONSTRUCTION IN THE LOCATIONS SPECIFIED IN SECTIONS R4409.7.2.1 THROUGH R4409.7.2.6.

R4409.7.2.1 IN CONCEALED SPACES OF STUD WALLS AND PARTITIONS INCLUDING FURRE SPACES AT CEILING AND FLOOR LEVELS TO LIMIT THE MAXIMUM DIMENSION OF ANY CONCEALED SPACE TO 8 FEET (2438mm).

R4409.7.2.2 AT ALL INTERCONNECTION BETWEEN CONCEALED VERTICAL AND HORIZONTAL SPACES SUCH AS OCCUR AT SOFFITS, DROP CEILINGS, COVE CEILINGS AND SIMILAR FEATURES.

R4409.7.2.3 IN CONCEALED SPACES BETWEEN STAIR STRINGERS AT LEAST ONCE IN TH MIDDLE OF EACH RUN, AT THE TOP AND BOTTOM, AND BETWEEN STUDS ALONG AND I LINE WITH ADJACENT RUN OF STAIRS OF THE RUN.

R4409.7.2.4 AT OPENINGS AROUND VENTS PIPES, DUCTS, CHIMNEYS AND FIREPLACES AT CEILING AND FLOOR LEVELS WITH APPROVED NONCOMBUSTIBLE MATERIALS, EXCEPT IN THE CASE OF APPROVED METAL CHIMNEY NSTALLATION.

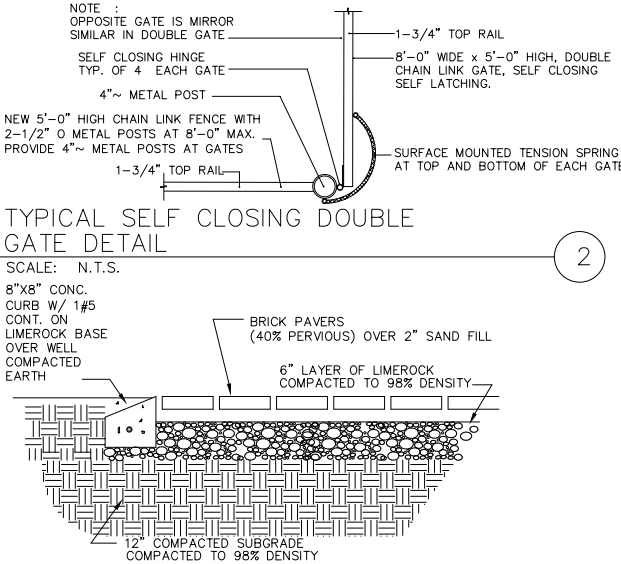
R4409.7.2.5 IN CONCEALED SPACES CREATED BY AN ASSEMBLY OF FLOOR JOISTS FIRESTOPPING SHALL BE PROVIDED FOR THE FULL DEPTH OF THE JOISTS AT THE ENDS AND OVER THE SUPPORT.

R4409.7.2.6 AROUND THE TOP, BOTTOM AN SIDES OF DOOR POCKETS.

NOTE :
ALL EGRESS WINDOWS TO COMPLY W/ FBC EDITION 2020 AN OUTSIDE WINDOW OR DOOR OPERABLE FROM THE INSIDE WITHOUT THE USE OF TOOLS AND PROVIDING A CLEAR OPENING OF NOT LESS THAN 20" WIDE X 24" HIGH AND 5.7 SQ. FT. IN AREA. THE BOTTOM OF THE OPENING SHALL NOT BE MORE THAN 44" OFF THE FLOOR. THE MODE OF OPERATION MUST NOT REQUIRE THE USE OF A KEY, TOOL, SPECIAL KNOWLEDGE OR EFFORT TO MAKE AVAILABLE THE REQUIRED CLEAR OPENING, AND NO PART OF THE OPERATION MECHANISM SHALL BE PLACED HIGHER THAN 54" ABOVE THE FINISHED FLOOR.

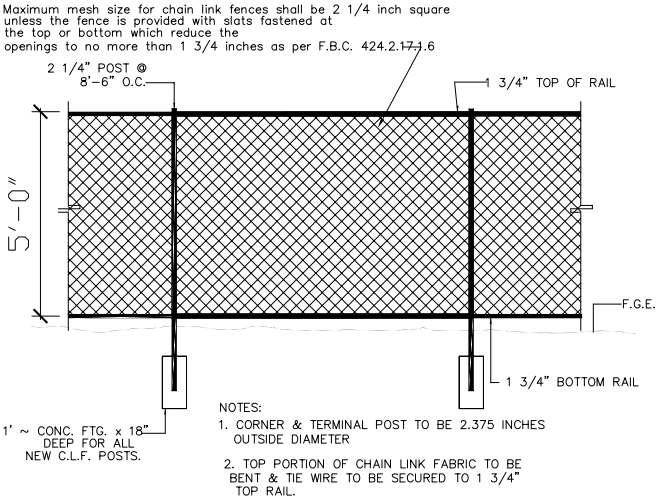
NOTE :
EVERY CLOSET DOOR LATCH SHALL BE SUCH THAT CHILDREN CAN OPEN THE DOOR FROM INSIDE THE CLOSET. AS PER FBC

EVERY BATHROOM DOOR LOCK SHALL BE DESIGNED TO PERMIT THE PENING OF THE LOCKED DOOR FROM THE OUTSIDE IN AN EMERGENCY. AS PER FBC



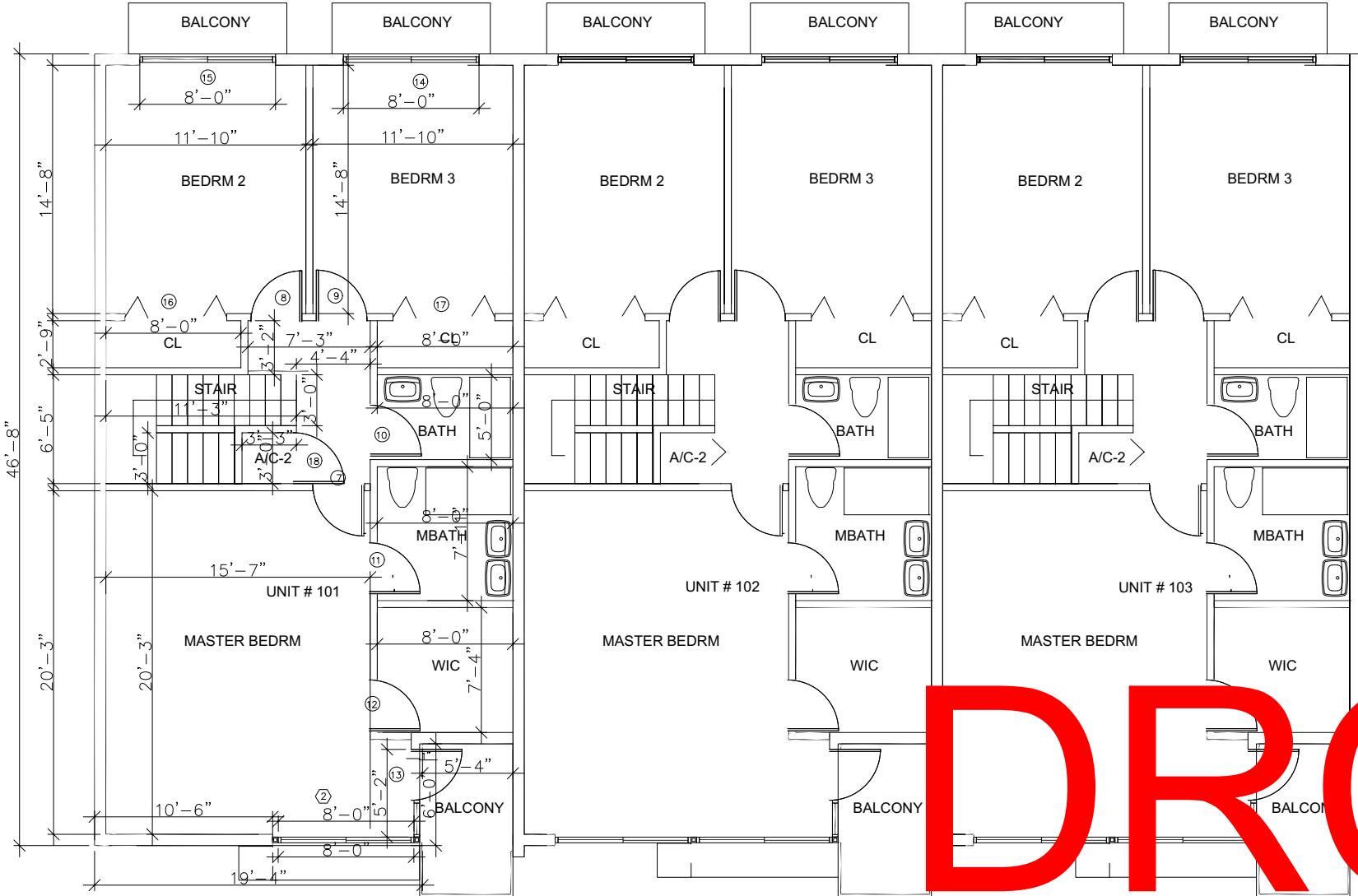
BRICK PAVER DETAIL

SCALE: N.T.S.



CHAIN LINK FENCE DETAIL

SCALE : N.T.S.



SECOND FLOOR PLAN

PZ23-12000026
11/15/2023

REVISIONS

TOWNHOUSES AT NW 19 AVE

MIAMI
ARCHITECT
INC.

7755 SW 117 ST. MIAMI, FL 33156
TEL: (305) 254-1720
AA 20000671

Digitally signed by
Taghi Afkham
Date:
2023.07.27
20:07:15
-04'00'

Digitally signed by
Taghi Afkham
Date:
2023.07.27
20:07:15
-04'00'

TAGHI AFKHAM
STATE OF FLORIDA
AR0014758
DATE: 03/15/2023

A-3